



MONTGOMERY
COUNTY NY
WORKS

EXIT 29 REDEVELOPMENT PROJECT

Unlimited Potential Along the NYS Thruway

AT-A-GLANCE

- 26 Acres
- Former Beech-Nut site
- Remediation and demolition nearly complete
- Electric and Water Ready
- Less than 1 mi. to New York State Thruway
- Under 1 hour to Albany International Airport



SITE SPECS

Available Acres: 26.9
Dimensions: Varies, Rectangular
City/ Town/ Village:
Village of Canajoharie
County: Montgomery
County Population: 50,219
Adjacent MSA: Albany /
Schenectady / Troy
MSA Population: 870,716
General Topography:
Flat, Concrete Pad



TRANSPORTATION

Nearest Expressway: Immediate
Access to NYS Thruway (I-90)
Nearest Highway: NY-5, NY-55,
NY-10
Nearest Commercial Airport:
Albany International (50 Minutes)
Nearest General Aviation: Fulton
County Airport (17 Miles)
Traffic Pattern: 23,000 vehicles per
day via I-90 (full visibility in both
directions)



INFRASTRUCTURE

Electricity Supplier: National Grid
Line Size - kVa: 13.2
Natural Gas Supplier: National Grid
Line Size: 6"
Pressure: 5 PSI
Water Supply: 2 million gallons/day
Water Supplier:
Village of Canajoharie
Line Size: Various
Sewer Supplier:
Village of Canajoharie
Line Size: 18"



GOVT. & COMMUNITY



Fire Protection Provider: Town of
Canajoharie / Canajoharie VFD
Nearest Station: .5 Mile
Police Protection Provider
Canajoharie Police Department
Nearest Station: .5 Miles
School District: Canajoharie CSD
Rescue Squad Provider:
GAVAC
Nearest Station: Less than .5 Mile

YOUR NEIGHBORS

*Trusted companies trust
Montgomery County*



MONTGOMERY
COUNTY NY
BUSINESS DEVELOPMENT CENTER



MONTGOMERY COUNTY INVESTMENT INCENTIVES

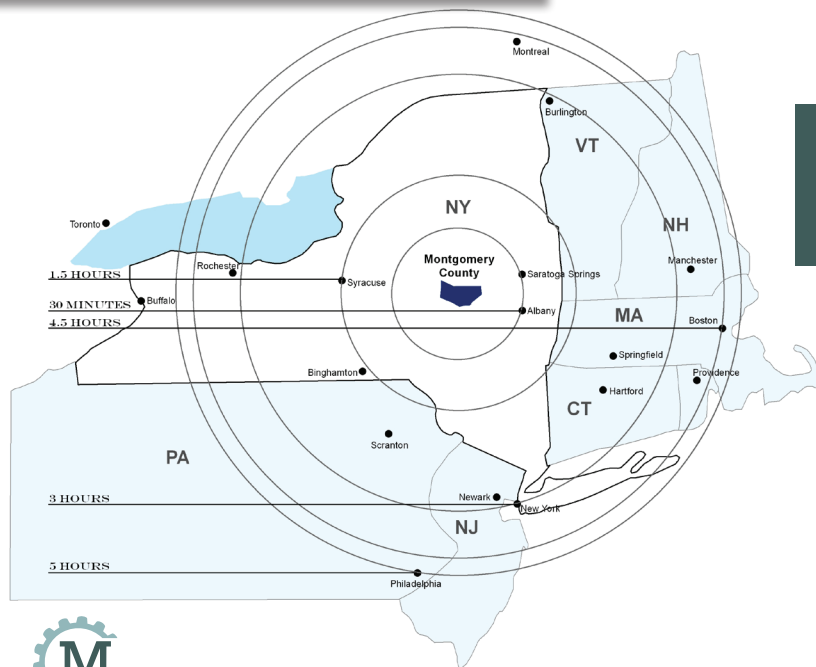
- Taxable/Tax Exempt Industrial Development Bonds
- Incentive Packages
- Direct Revolving Loan Fund Financing
- Tax Abatement Programs
- Montgomery County Economic Dev. Program
- Financial Packaging
- Grant Writing and Administration
- Real Estate Development

MONTGOMERY COUNTY QUICK FACTS

- Major Market Access
- Excellent Transportation Infrastructure
- 1+ Million Population Base Within 60 mi.

OVER 56 MILLION PEOPLE
with a total personal income of
\$3 TRILLION

- Close Proximity to-
 - NYC, Boston, Montreal, Philadelphia, Hartford
 - 18% of all US and Canadian retail sales
 - 22% of all US and Canadian wholesale receipts
- Minutes From New York's Capital District
- Eight 4-Year Colleges Within an Hour
- Four Community Colleges Within 30 mi.
- 30 minutes from high tech hub including Global Foundries and Luther Forest Technology Campus



**MONTGOMERY
COUNTY**
BUSINESS DEVELOPMENT CENTER

www.montgomerycountyworks.com • 518.853.8334 • P.O. Box 1500, Fonda, NY 12068